Rubber-Band Geo Board on a Lid

Ages 4-5 | Print at actual size - US Letter - use the whole page; no cutting

Parent guide: Use only a finished board with blunt, firmly fixed pegs or hooks. Do not leave loose pushpins or screws in the play space. Children stretch bands on the finished board only. Copy a shape, then make a free design.

Square



4 sides, 4 corners

Triangle

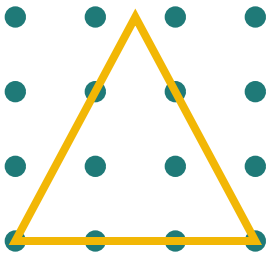

3 sides, 3 corners

Letter L

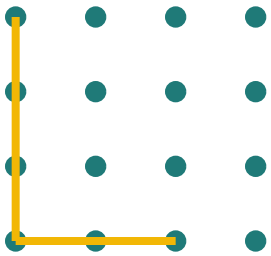

one tall side, one short foot

Letter T

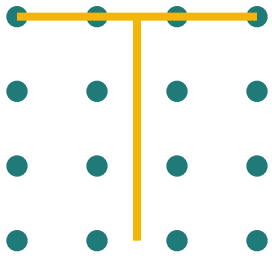

a top bar and a stem

A house



a square with a triangle roof

Your design



draw it in the grid

Never aim a rubber band at a face. Stop if a peg loosens. Wide bands are a safer choice than thin ones.